

# MYACT

## QUICK START GUIDE

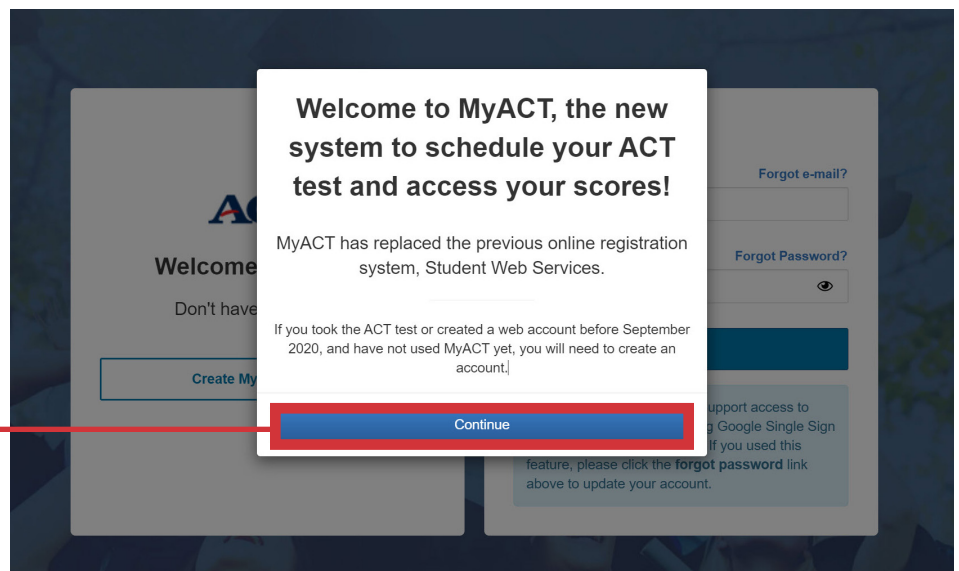
Your MyACT account will be used to register for test events, prepare for testing, view and send test scores, explore colleges and careers, and college planning. You can also purchase test prep materials through your account or access ACT's free test prep materials.

### Contents

- 2** Creating an ACT account for the first time (no previous scores)
- 5** Previously used Google Single Sign On with your MyACT account
- 6** You have ACT test scores, but do not have a MyACT account
- 8** Migrating ACT Student Web Account to MyACT
- 10** Migrating ACT Student Web Account but forgot User ID or Password

When you navigate to [myact.org](https://myact.org) for the first time, you will be greeted with a welcome screen that introduces MyACT.

Select "Continue" to proceed.



## Creating an ACT account for the first time (no previous scores)

Go to [myact.org](https://myact.org).

Select  
"Create MyACT account".

ACT

Welcome To MyACT

Don't have an account?

Create MyACT account

Sign in

Email address [Forgot e-mail?](#)

Password [Forgot Password?](#)

Sign In

ACT is improving Customer Support access to your web account by removing Google Single Sign On functionality from MyACT. If you used this feature, please click the [forgot password](#) link above to update your account.

Select  
"I'm new! Let's get started".

ACT

Create MyACT account

I registered or tested before

or

I'm new! Let's get started

Already have a MyACT account? [Sign in](#)

Need help?  
See [FAQs](#) or [Contact us](#).

<https://my-si.act.org/account/create>

## Create your ACT account

Your ACT account lets you register for tests, access your scores, plan your future, and more. If you're helping a student register, enter the student's information below and see [information for parents](#).

Enter the following information:

- Name on your photo ID
- Date of Birth
- Email
- Country  
*Home Address fields will appear based on country chosen*
- Phone
- Create a new Password
- Check that you understand the ACT Privacy Policy

The form contains the following fields and options:

- Name on your photo ID (required)**: Fields for "First (given) name" and "Last name (surname)".
- Date of Birth (required)**: Fields for "Month", "Day", and "YYYY", plus a calendar icon.
- Email (required)**: Field for email address, with example "youremail@email.com".
- Country (required)**: Dropdown menu labeled "Select your country/region...".
- Phone**: Radio buttons for "Mobile", "Home Landline", and "Other Landline". Fields for "Country Code" and "Your phone number".
- Create a new Password (required)**: Password field with a visibility toggle.
- Agreement**: Checkbox for "I understand that by creating an account, I agree to the [ACT Terms & Conditions](#), and I consent to the processing of my personally identifying information, including the collection, use, transfer and disclosure of information, as described in the [ACT Privacy Policy](#)." Below this is a detailed notice for "Non-US Users".
- Verification**: Two buttons: "Verify by Email" and "Verify by Text".

Select  
"Verify by Email" or  
"Verify by Text".

Select where you want your  
verification information sent.

- If the information is incorrect select "No—I'll fix it"...
- If the information is correct select "Yes—send it there!"

The dialog box asks: "Is this where we should send your verification?" and shows the email address "sampleactstudent@mailinator.com". It has two buttons: "No — I'll fix it..." and "Yes — send it there!".

You will be sent a verification code that you will need to activate your account.

Subject: **Action Required: Activate ACT Account**  
To: **sampleactstudent**  
From: **identity-services@act.org**  
Received: **Mon Oct 26 2020 11:23:55 GMT-0500 (Central Daylight Time)**  
Sending IP: **54.240.14.57**  
Parts: [html](#) [Show Links](#)

[Back To Inbox](#)

Attachments: [\[Subscribe to receive Attachments\]](#)

Hi,  
Thanks for your interest in ACT! Your account verification code is:

**630220**


Enter the code into the page, or click the verification link to sign in with a new browser window.  
<https://my-str.act.org/account/verify/email?confirmationCode=630220&username=SAMPLEACTSTUDENT@MAILINATOR.COM&referrer=ACT-MYACT-PORTAL>


If you did not initiate this request, please ignore and delete this message.

**Need Help?**

Visit [act.org/support](https://act.org/support) or call +1.319.337.1270, M-F 8 a.m. to 8 p.m. CT.

Enter the code that was sent to you then select "Complete my Account".



 Check your email.

Enter your code within 24 hours:

630220


**Complete my Account**

We've sent an email to [sampleactstudent@mailinator.com](mailto:sampleactstudent@mailinator.com).

If the email doesn't arrive in a few minutes:

1. Check your spam folder
2. Resend the email.

Once verification is complete, you can log into MyACT with your new account.



**Welcome To MyACT**

Don't have an account?

[Create MyACT account](#)

**Sign in**

Email address [Forgot e-mail?](#)

Password [Forgot Password?](#)

**Sign In**

ACT is improving Customer Support access to your web account by removing Google Single Sign On functionality from MyACT. If you used this feature, please click the [forgot password](#) link above to update your account.

## Previously used Google Single Sign On with your MyACT account

ACT is improving Customer Support access to your web account by removing Google Single Sign On functionality from MyACT.

If you used this feature, please click the “Forgot Password” link to update your account.

ACT

Welcome to MyACT

Don't have an account?

Create MyACT account

Sign in

Email address [Forgot e-mail?](#)

Password [Forgot Password?](#)

Sign In

ACT is improving Customer Support access to your web account by removing Google Single Sign On functionality from MyACT. If you used this feature, please click the [forgot password](#) link above to update your account.

Enter the email address you used to create your account and select “Reset Password”.

ACT

Welcome To MyACT

Don't have an account?

Create MyACT account

Sign in

[Forgot e-mail?](#)

[Forgot Password?](#)

Sign In

Customer Support access to your web account by removing Google Single Sign On functionality from MyACT. If you used this feature, please click the [forgot password](#) link above to update your account.

Forgot your password?

Your password reset code will be sent to the email or mobile number that you verified your account with.

Email address

Reset Password

[Forgot your e-mail?](#)

A code will be sent to the email address linked to your account. Input the code within one hour to update your password.

ACT

Your code was sent to your email address, S\*\*\*\*@M\*\*\*\*.COM from identity-services@act.org

Enter your code within 1 hour:

Create a new Password

Password

Confirm Password

Update Password

If the code doesn't arrive in your phone, email, or spam folder in a few minutes [Resend the code](#) or [Contact us](#).



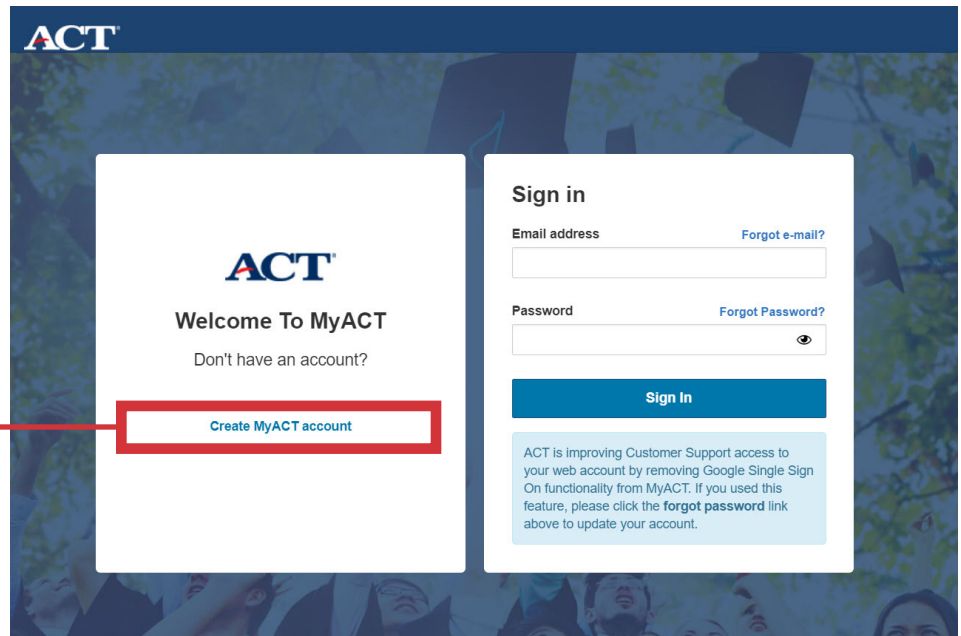
## You have ACT test scores, but do not have a MyACT account

Typically, this situation is for students who took the ACT through their school on a weekday and did not create an ACT student web account or a MyACT account. By creating a MyACT account, you will be able to access previous ACT scores, plus all the new features MyACT offers!

Go to [myact.org](https://myact.org).

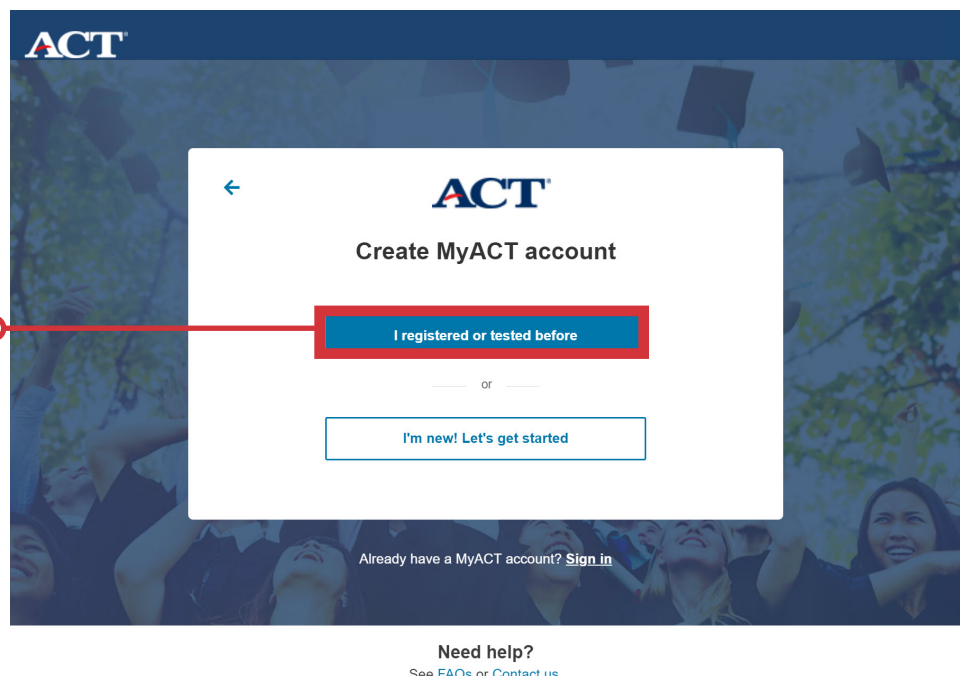
Select

“Create MyACT account”.

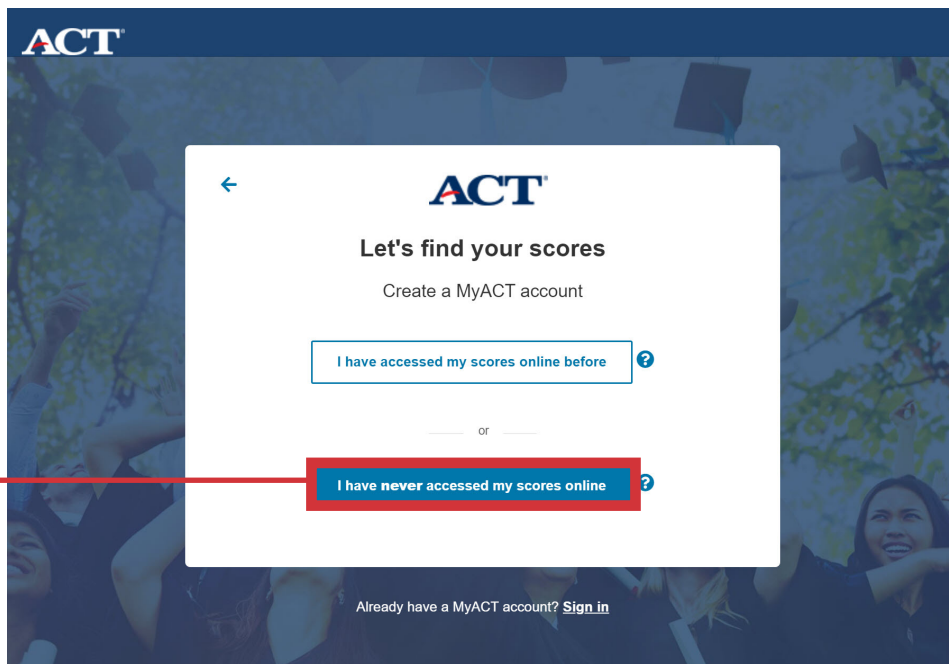


Select

“I registered or tested before”.



Select  
"I have **never** accessed  
my scores online".

The image shows the ACT website's login page. At the top is the ACT logo. Below it, the heading "Let's find your scores" is followed by the text "Create a MyACT account". There are two buttons: "I have accessed my scores online before" and "I have never accessed my scores online". The second button is highlighted with a red box. Below the buttons is a link: "Already have a MyACT account? Sign in".

ACT

Let's find your scores

Create a MyACT account

I have accessed my scores online before ?

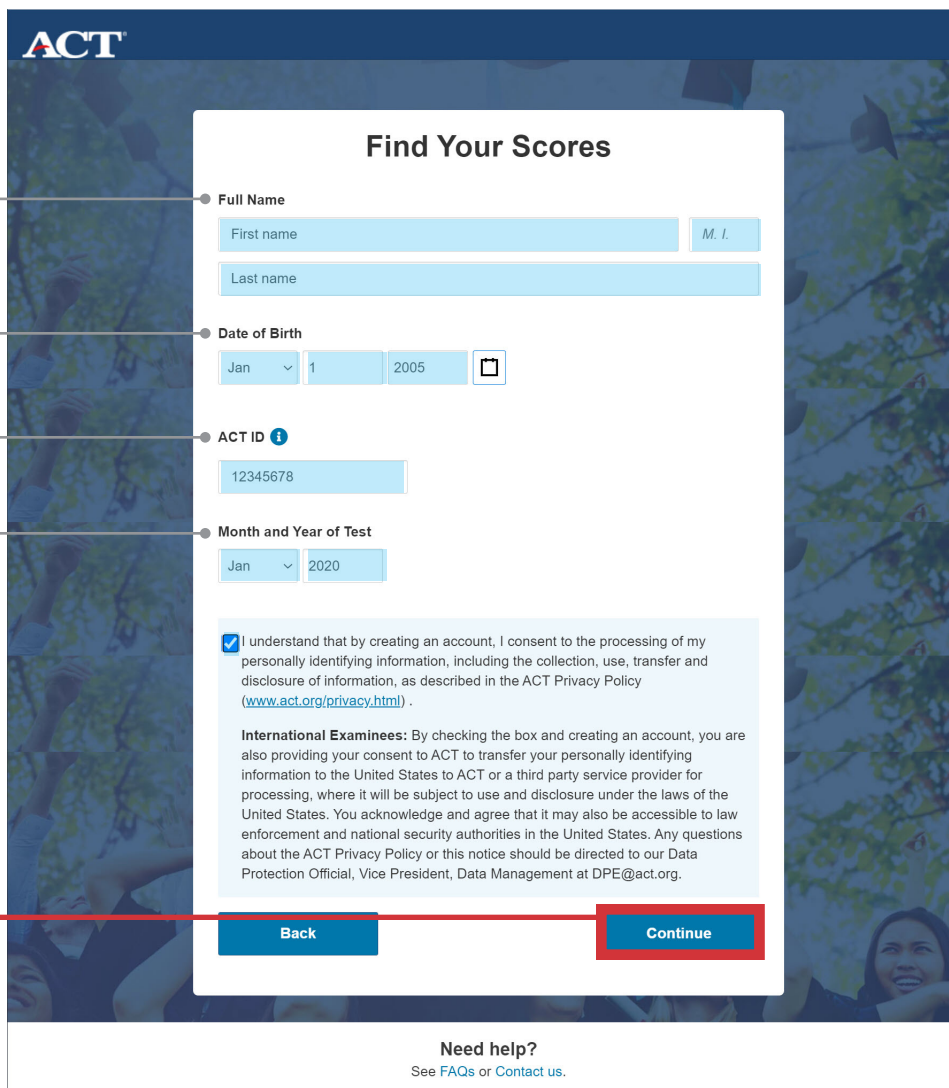
or

I have **never** accessed my scores online ?

Already have a MyACT account? [Sign in](#)

Enter the following  
information to find your  
previous scores:

- Full Name
- Date of Birth
- ACT ID  
(Found on your printed score report)
- Month and Year of Test

The image shows the ACT website's registration page. At the top is the ACT logo. Below it, the heading "Find Your Scores" is followed by a form. The form has four sections: "Full Name" with fields for "First name" and "Last name"; "Date of Birth" with a dropdown for the month (Jan), a text field for the day (1), and a text field for the year (2005); "ACT ID" with a text field containing "12345678"; and "Month and Year of Test" with a dropdown for the month (Jan) and a text field for the year (2020). Below the form is a checkbox with the text "I understand that by creating an account, I consent to the processing of my personally identifying information, including the collection, use, transfer and disclosure of information, as described in the ACT Privacy Policy (www.act.org/privacy.html)". There are two buttons at the bottom: "Back" and "Continue". The "Continue" button is highlighted with a red box. At the bottom of the page, there is a link: "Need help? See FAQs or Contact us.".

ACT

Find Your Scores

Full Name

First name M. I.

Last name

Date of Birth

Jan 1 2005

ACT ID

12345678

Month and Year of Test

Jan 2020

☒ I understand that by creating an account, I consent to the processing of my personally identifying information, including the collection, use, transfer and disclosure of information, as described in the ACT Privacy Policy ([www.act.org/privacy.html](http://www.act.org/privacy.html)).

**International Examinees:** By checking the box and creating an account, you are also providing your consent to ACT to transfer your personally identifying information to the United States to ACT or a third party service provider for processing, where it will be subject to use and disclosure under the laws of the United States. You acknowledge and agree that it may also be accessible to law enforcement and national security authorities in the United States. Any questions about the ACT Privacy Policy or this notice should be directed to our Data Protection Official, Vice President, Data Management at [DPE@act.org](mailto:DPE@act.org).

Back Continue

Need help?  
See [FAQs](#) or [Contact us](#).

Select "Continue".

## Migrating ACT Student Web Account to MyACT

Typically, this is for students who previously had an ACT Student Web Account. Your former ACT Student Web Account will be migrated to MyACT. You will be able to access your previous ACT scores, plus all the new features MyACT offers!

Go to [myact.org](https://myact.org).

Select

“Create MyACT account”.

ACT

Welcome To MyACT

Don't have an account?

Create MyACT account

Sign in

Email address [Forgot e-mail?](#)

Password [Forgot Password?](#)

Sign In

ACT is improving Customer Support access to your web account by removing Google Single Sign On functionality from MyACT. If you used this feature, please click the [forgot password](#) link above to update your account.

Select “I registered or tested before”.

ACT

Create MyACT account

I registered or tested before

or

I'm new! Let's get started

Already have a MyACT account? [Sign in](#)

Need help?  
See [FAQs](#) or [Contact us](#).



Select "I have accessed my scores online before".

ACT

Let's find your scores

Create a MyACT account

I have accessed my scores online before ?

or

I have **never** accessed my scores online ?

Already have a MyACT account? [Sign in](#)

<https://my-act.org/account/update>

Enter User ID and Password you used with your ACT student web account.

Select "Sign In".

ACT

Enter your ACT student web account credentials below to update your account ?

User Id [Forgot User Id?](#)

Password [Forgot Password?](#)

Sign In

Need help?  
[See FAQs](#) or [Contact us](#).

# Migrating ACT Student Web Account but forgot User ID or Password

If you forgot your ACT student web account User ID or Password select “Forgot User ID?” or “Forgot Password?”.

Enter your ACT student web account credentials below to update your account ?

User Id [Forgot User ID?](#)

Password [Forgot Password?](#)

[Sign In](#)

**Need help?**  
See FAQs or Contact us.

You will be redirected to a page that links to your ACT student web account where you can make the necessary changes. You will then use the updated credentials to login to MyACT and migrate your accounts.

**The ACT**

**Forgot Your User ID?**

To retrieve your User ID, enter your name and the email address ACT has for you. ACT will send your User ID to the email address on file.

Student's First Name

Student's Last Name

Email Address on File  [Has this changed?](#)

[Submit](#)

© 2019 by ACT, Inc. [Terms of Use](#) and [Privacy Policy](#) [ACT Student Site](#) | [Contact Us](#)

Forgot User ID requires:

- First Name
- Last Name
- Email

Forgot Password requires:

- User ID
- Email

Notes:

- If you no longer have access to the email you used to create your ACT student web account, contact ACT for further assistance
- You will not be able to sign into your old ACT student web accounts. You will only be able to update your login credentials